
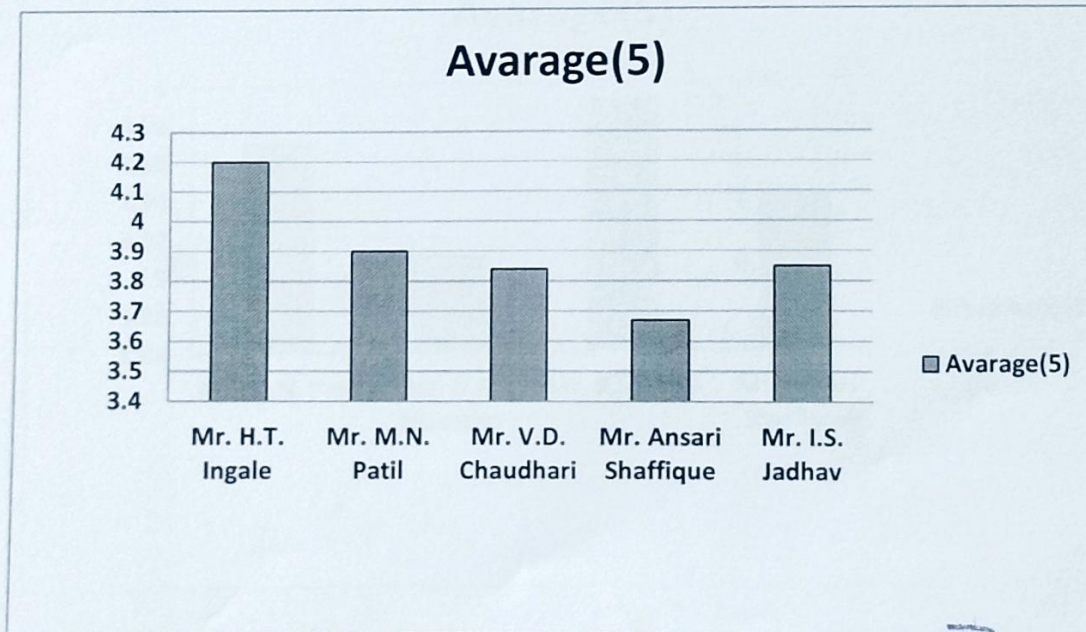



GODAVARI COLLEGE OF ENGINEERING , JALGAON
DEPARTMENT OF ELECTRONICS & TELECOMMUNICATION ENGINEERING

Academic Year:- 2023-24 Class:-TY (B.Tech) SEM-I

Student Feedback Analysis


Sr. No	Faculty name	Avarage(5)
1	Mr. H.T. Ingale	4.2
2	Mr. M.N. Patil	3.9
3	Mr. V.D. Chaudhari	3.84
4	Mr. Ansari Shaffique	3.67
5	Mr. I.S. Jadhav	3.85




H. O. D.
(E & TC Dept.)
Godavari College of Engg. Jalgaom

GODAVARI COLLEGE OF ENGINEERING, JALGAON
DEPARTMENT OF ELECTRONICS & TELECOMMUNICATION ENGINEERING
Academic Year:- 2023-24 Class:-TY (B.Tech) SEM-I
Student Feedback Analysis


Name of Teacher	Subject Name	Response No.	Punctuality	Regularity	Audibility	Explanation	Teaching Aids usage	Interaction with Students during Class	Command over Subject	Control over Class	Syllabus Coverage	Attainment of course outcome	AVG.	
Mr. H.T. Ingale	DSP	1	5	5	5	5	5	5	5	5	5	5	4.02	
		2	5	5	5	5	5	5	4	5	5	5		
		3	5	4	4	4	4	4	4	4	4	4		4
		4	4	4	4	4	4	4	4	4	4	4		3
		5	5	5	5	5	5	5	5	5	5	5		5
		6	3	3	4	4	4	4	4	4	3	4		3
		7	4	4	4	4	3	5	5	5	5	2		3
		8	4	4	3	3	3	3	2	1	3	4		4
		9	3	3	3	3	3	3	3	3	3	3		3
		10	3	3	3	3	4	4	4	5	4	4		4
		11	3	3	4	4	4	4	4	4	3	3		3
		12	3	3	4	4	4	3	3	4	4	2		3
		13	4	2	5	4	4	3	4	5	5	3		4
		14	4	4	4	4	4	4	4	4	4	4		4
		15	5	5	5	5	5	5	5	5	5	5		5
		16	5	5	5	5	5	5	5	5	5	5		5
		17	5	4	5	5	5	5	5	5	5	5		4
		18	3	4	4	4	4	4	4	4	4	4		4
		19	3	3	3	3	4	4	4	4	5	4		4
		20	3	3	4	4	4	4	4	4	4	3		3
		21	3	3	4	4	4	3	3	4	4	2		3
		22	4	2	5	4	4	3	4	5	5	3		4
		23	4	4	4	4	4	4	4	4	4	4		4
		24	5	5	5	5	5	5	5	5	5	5		5
		25	3	3	3	3	3	3	3	4	3	3		3
Average			3.92	3.72	4.16	4.12	4.04	4.04	4.32	4.16	3.80	3.88	4.02	



GODAVARI COLLEGE OF ENGINEERING, JALGAON
DEPARTMENT OF ELECTRONICS & TELECOMMUNICATION ENGINEERING
Academic Year:- 2023-24 Class:-TY (B.Tech) SEM-I

Student Feedback Analysis


Name of Teacher	Subject Name	Response No.	Punctuality	Regularity	Audibility	Explanation	Teaching Aids usage	Interaction with Students during Class	Command over Subject	Control over Class	Syllabus Coverage	Attainment of course outcome	AVG.	
Mr. M.N. Patil	AC	1	5	5	5	5	5	5	5	5	5	5	3.90	
		2	5	5	5	5	5	5	4	5	5	5		
		3	5	4	4	4	4	4	4	4	4	4		4
		4	3	2	3	2	3	3	3	2	3	2		3
		5	3	3	3	3	3	3	3	3	3	3		3
		6	3	3	4	4	4	4	4	4	3	4		3
		7	4	4	4	4	4	5	5	5	5	2		3
		8	3	4	3	3	3	3	2	1	3	4		4
		9	3	3	3	3	3	3	3	3	3	3		3
		10	3	3	3	3	4	4	4	5	4	4		4
		11	4	4	4	4	4	4	4	4	4	4		4
		12	3	3	4	4	4	3	3	4	4	2		3
		13	4	2	5	4	4	3	2	5	5	3		4
		14	4	4	4	4	4	4	4	4	4	4		4
		15	5	5	5	5	5	5	5	5	5	5		5
		16	5	5	5	5	5	5	5	5	5	5		5
		17	5	4	4	4	4	4	4	4	4	4		4
		18	3	4	3	2	3	3	3	4	3	4		3
		19	4	4	4	4	4	4	4	4	4	4		4
		20	3	3	4	4	4	3	3	4	4	2		3
		21	4	2	5	4	3	2	5	5	3	4		4
		22	4	4	4	4	4	4	4	4	4	4		4
		23	5	5	5	5	5	5	5	5	5	5		5
		24	5	5	5	5	5	5	5	5	5	5		5
		25	3	3	3	3	3	3	3	4	3	3		3
Average			3.92	3.72	4.04	3.92	3.88	3.72	4.12	4.08	3.72	3.88		



GODAVARI COLLEGE OF ENGINEERING, JALGAON
DEPARTMENT OF ELECTRONICS & TELECOMMUNICATION ENGINEERING
Academic Year:- 2023-24 Class:-TY (B.Tech) SEM-I

Student Feedback Analysis

Name of Teacher	Subject Name	Response No.	Punctuality	Regularity	Audibility	Explanation	Teaching Aids usage	Interaction with Students during Class	Command over Subject	Control over Class	Syllabus Coverage	Attainment of course outcome	AVG.	
Mr. Ansari Shaffique	FET	1	5	5	5	5	5	5	5	5	5	5	3.67	
		2	5	5	5	5	5	5	4	5	5	5		
		3	5	4	2	4	4	2	4	4	4	4		4
		4	3	2	3	2	3	3	3	2	3	2		3
		5	3	3	3	3	3	3	3	3	3	3		3
		6	3	3	4	4	4	4	4	4	3	4		3
		7	4	4	4	4	3	5	5	5	5	2		3
		8	3	4	3	3	3	3	2	1	3	4		4
		9	3	3	3	3	3	3	3	3	3	3		3
		10	3	3	3	4	4	4	4	5	4	4		4
		11	3	3	3	3	3	3	3	3	3	3		3
		12	3	3	4	4	4	3	3	4	4	2		3
		13	4	2	5	4	4	3	2	5	5	3		4
		14	4	4	4	4	4	4	4	4	4	4		4
		15	5	5	5	5	5	5	5	5	5	5		5
		16	5	5	5	5	5	5	5	5	5	5		5
		17	5	4	4	4	4	4	4	4	4	4		4
		18	3	4	3	2	3	3	4	3	4	3		3
		19	3	3	4	4	4	3	3	4	4	2		3
		20	4	2	5	4	4	3	2	5	5	3		4
		21	3	4	3	2	3	3	3	4	3	4		3
		22	3	3	4	4	4	4	4	4	3	4		3
		23	4	4	4	3	5	5	5	5	5	2		3
		24	3	4	3	3	3	3	2	1	3	4		4
		25	3	3	3	3	3	3	3	4	3	3		3
Average			3.68	3.56	3.76	3.60	3.64	3.52	3.92	3.88	3.52	3.64		



GODAVARI COLLEGE OF ENGINEERING, JALGAON
DEPARTMENT OF ELECTRONICS & TELECOMMUNICATION ENGINEERING
Academic Year:- 2023-24 Class:-TY (B.Tech) SEM-I

Student Feedback Analysis

Name of Teacher	Subject Name	Response No.	Punctuality	Regularity	Audibility	Explanation	Teaching Aids usage	Interaction with Students during Class	Command over Subject	Control over Class	Syllabus Coverage	Attainment of course outcome	AVG.	
Mr. I.S. Jadhav	CS	1	5	5	5	5	5	5	5	5	5	5	3.85	
		2	5	5	5	5	5	5	4	5	5	5		
		3	5	4	2	4	2	4	4	4	4	4		4
		4	3	2	3	2	3	3	3	2	3	2		3
		5	3	3	3	3	3	3	3	3	3	3		3
		6	3	3	4	4	4	4	4	4	3	4		3
		7	4	4	4	3	5	5	5	5	5	2		3
		8	3	5	5	5	5	5	5	5	5	5		4
		9	3	3	3	3	3	3	3	3	3	3		3
		10	3	3	3	4	4	4	5	4	4	4		4
		11	3	3	3	3	3	3	3	3	3	3		3
		12	3	3	4	4	3	3	4	4	2	3		3
		13	4	2	5	4	3	2	5	5	3	4		4
		14	4	4	4	4	4	4	4	4	4	4		4
		15	5	5	5	5	5	5	5	5	5	5		5
		16	5	5	5	5	5	5	5	5	5	5		5
		17	5	4	4	4	4	4	4	4	4	4		4
		18	3	4	3	2	3	3	4	3	4	3		3
		19	4	4	4	3	5	5	5	5	5	2		3
		20	3	5	5	5	5	5	5	5	5	5		4
		21	3	3	3	3	3	3	3	3	3	3		3
		22	3	3	3	4	4	4	5	4	4	4		4
		23	3	3	3	3	3	3	3	3	3	3		3
		24	3	3	4	4	3	3	4	4	2	3		3
		25	3	5	5	5	5	5	5	5	5	5		5
		Average	3.64	3.72	3.88	3.84	3.88	3.88	4.20	4.08	3.64	3.72	3.85	


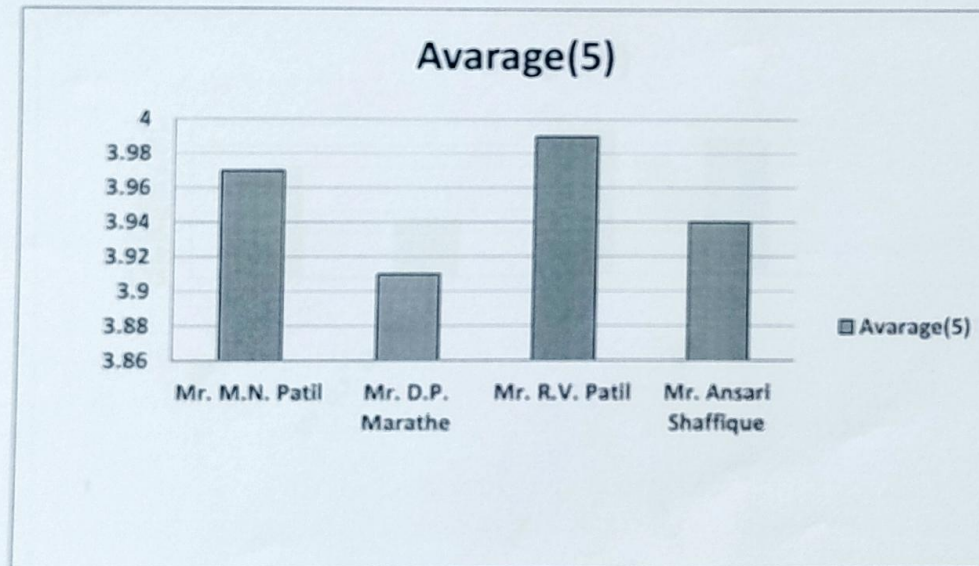



GODAVARI COLLEGE OF ENGINEERING , JALGAON
DEPARTMENT OF ELECTRONICS & TELECOMMUNICATION ENGINEERING

Academic Year:- 2023-24 Class:-TY (B.Tech) SEM-II

Student Feedback Analysis

Sr. No	Faculty name	Avarage(5)
1	Mr. M.N. Patil	3.97
2	Mr. D.P. Marathe	3.91
3	Mr. R.V. Patil	3.99
4	Mr. Ansari Shaffique	3.94




H. O. D.
(E & TC Dept.)
Godavari College of Engg. Jalgaon

GODAVARI COLLEGE OF ENGINEERING, JALGAON
DEPARTMENT OF ELECTRONICS & TELECOMMUNICATION ENGINEERING
Academic Year:- 2023-24 Class:-TY (B.Tech) SEM-II

Student Feedback Analysis


Name of Teacher	Subject Name	Response No.	Punctuality	Regularity	Audibility	Explanation	Teaching Aids usage	Interaction with Students during Class	Command over Subject	Control over Class	Syllabus Coverage	Attainment of course outcome	AVG.	
Mr. M.N. Patil	AWP	1	5	5	5	5	5	5	5	5	5	5	3.97	
		2	5	5	5	5	5	5	4	5	5	5		
		3	5	4	4	5	5	5	5	5	5	4		4
		4	4	4	4	4	4	4	4	4	4	4		3
		5	5	5	5	5	5	5	5	5	5	5		5
		6	3	3	4	4	4	4	4	4	3	4		3
		7	4	4	4	4	4	4	4	4	4	2		3
		8	4	4	3	3	3	3	2	1	3	4		4
		9	3	3	3	3	3	3	3	3	3	3		3
		10	3	3	3	4	4	4	4	5	4	4		4
		11	3	3	4	4	4	4	4	4	3	3		3
		12	3	3	4	4	4	3	3	4	4	2		3
		13	4	2	5	4	4	3	4	5	5	3		4
		14	4	4	4	4	4	4	4	4	4	4		4
		15	5	5	5	5	5	5	5	5	5	5		5
		16	5	5	4	4	4	4	4	4	5	5		5
		17	4	4	3	3	3	3	2	1	3	4		4
		18	3	3	3	3	3	3	3	3	3	3		3
		19	3	3	3	4	4	4	4	5	4	4		4
		20	3	3	4	4	4	4	4	4	3	3		3
		21	3	3	4	4	4	3	3	4	4	2		3
		22	4	2	5	4	4	3	4	5	5	3		4
		23	4	4	4	4	4	4	4	4	4	4		4
		24	5	5	5	5	5	5	5	5	5	5		5
		25	5	4	5	5	5	5	5	5	5	5		4
		Average	3.96	3.72	4.08	4.12	3.96	3.92	4.12	4.12	3.80	3.88		



GODAVARI COLLEGE OF ENGINEERING, JALGAON
DEPARTMENT OF ELECTRONICS & TELECOMMUNICATION ENGINEERING
Academic Year:- 2023-24 Class:-TY (B.Tech) SEM-II

Student Feedback Analysis

Name of Teacher	Subject Name	Response No.	Punctuality	Regularity	Audibility	Explanation	Teaching Aids usage	Interaction with Students during Class	Command over Subject	Control over Class	Syllabus Coverage	Attainment of course outcome	AVG.	
Mr. D.P. Marathe	CN	1	5	5	5	5	5	5	5	5	5	5		
		2	5	5	5	5	5	5	4	5	5	5		
		3	5	4	4	4	5	5	5	5	5	4		4
		4	4	4	4	4	4	4	4	4	4	4		3
		5	5	5	5	5	5	5	5	5	5	5		5
		6	3	3	4	4	4	4	4	4	3	4		3
		7	4	5	5	5	3	5	5	5	5	2		3
		8	4	4	3	3	3	3	2	1	3	4		4
		9	3	3	3	3	3	3	3	3	3	3		3
		10	3	3	3	4	4	4	4	5	4	4		4
		11	3	3	4	4	4	4	4	4	3	3		3
		12	3	3	4	4	3	3	4	4	4	2		3
		13	4	2	5	4	3	4	5	5	5	3		4
		14	4	4	4	4	4	4	4	4	4	4		4
		15	4	4	4	4	4	4	4	4	5	5		5
		16	4	4	4	4	4	4	4	4	5	5		5
		17	3	3	4	4	4	4	4	4	3	4		3
		18	4	5	5	3	5	5	5	5	5	2		3
		19	4	4	3	3	3	3	2	1	3	4		4
		20	3	3	3	3	3	3	3	3	3	3		3
		21	3	3	3	4	4	4	4	5	4	4		4
		22	3	3	4	4	4	4	4	4	3	3		3
		23	3	3	4	4	3	3	3	4	4	2		3
		24	4	2	5	4	3	4	5	5	5	3		4
		25	5	4	5	5	5	5	5	5	5	5		4
Average		3.80	3.64	4.08	3.96	3.96	3.92	4.20	4.12	3.68	3.76	3.91		



GODAVARI COLLEGE OF ENGINEERING, JALGAON
DEPARTMENT OF ELECTRONICS & TELECOMMUNICATION ENGINEERING
 Academic Year:- 2023-24 Class:-TY (B.Tech) SEM-II

Student Feedback Analysis

Name of Teacher	Subject Name	Response No.	Punctuality	Regularity	Audibility	Explanation	Teaching Aids usage	Interaction with Students during Class	Command over Subject	Control over Class	Syllabus Coverage	Attainment of course outcome	AVG.		
Mr. R.V. Patil	DC	1	5	5	5	5	5	5	5	5	5	5	3.99		
		2	5	5	5	5	5	5	4	5	5	5			
		3	5	4	4	4	5	5	5	5	5	4		4	
		4	4	4	4	4	4	4	4	4	4	4		3	
		5	5	5	5	5	5	5	5	5	5	5		5	
		6	3	3	3	4	4	4	4	4	3	4		3	
		7	4	5	5	5	5	5	5	5	5	2		3	
		8	4	4	4	3	3	3	3	2	1	3		4	4
		9	3	3	3	3	3	3	3	3	3	3		3	3
		10	3	3	3	3	5	4	4	4	5	4		4	4
		11	3	3	3	4	4	4	4	4	4	3		3	3
		12	3	3	3	4	4	4	3	3	4	4		2	3
		13	4	2	2	5	4	4	4	4	5	5		3	4
		14	4	4	4	4	4	4	4	4	4	4		4	4
		15	5	5	5	5	5	5	5	5	5	5		5	5
		16	5	5	5	5	5	5	5	5	5	5		5	5
		17	3	3	3	4	4	4	4	4	4	3		4	3
		18	4	5	5	5	5	5	5	5	5	5		2	3
		19	4	4	4	3	3	3	3	2	1	3		4	4
		20	3	3	3	3	3	3	3	3	3	3		3	3
		21	3	3	3	3	5	4	4	4	5	4		4	4
		22	3	3	3	4	4	4	4	4	4	3		3	3
		23	3	3	3	4	4	4	3	3	4	4		2	3
		24	4	2	2	5	4	4	4	4	5	5		3	4
		25	5	4	4	5	5	5	5	5	5	5		5	4
		Average	3.88	3.72	4.16	4.28	4.12	4.00	4.20	4.12	3.68	3.76	3.99		



GODAVARI COLLEGE OF ENGINEERING, JALGAON
DEPARTMENT OF ELECTRONICS & TELECOMMUNICATION ENGINEERING
 Academic Year:- 2023-24 Class:-TY (B.Tech) SEM-II

Student Feedback Analysis

Name of Teacher	Subject Name	Response No.	Punctuality	Regularity	Audibility	Explanation	Teaching Aids usage	Interaction with Students during Class	Command over Subject	Control over Class	Syllabus Coverage	Attainment of course outcome	AVG.	
Mr. Ansari Shaffique	MP&MC	1	5	5	5	5	5	5	5	5	5	5	3.94	
		2	5	5	5	5	5	5	4	5	5	5		
		3	5	4	4	4	5	5	5	5	5	4		4
		4	4	4	4	4	4	4	4	4	4	4		3
		5	5	5	5	5	5	5	5	5	5	5		5
		6	3	3	4	4	4	4	4	4	3	4		3
		7	4	5	5	3	5	5	5	5	5	2		3
		8	4	4	3	3	3	3	2	3	3	4		4
		9	3	3	3	3	3	3	3	3	3	3		3
		10	3	3	3	3	3	3	3	5	4	4		4
		11	3	3	4	4	4	4	4	4	3	3		3
		12	3	3	4	4	3	3	4	4	4	2		3
		13	4	2	5	4	3	4	5	5	3	4		4
		14	4	4	4	4	4	4	4	4	4	4		4
		15	5	5	5	5	5	5	5	5	5	5		5
		16	5	5	4	4	4	4	3	5	5	5		5
		17	4	5	5	3	5	5	5	5	2	3		3
		18	4	4	3	3	3	2	3	3	4	4		4
		19	3	3	3	3	3	3	3	3	3	3		3
		20	3	3	3	3	3	3	3	5	4	4		4
		21	3	3	4	4	4	4	4	4	3	3		3
		22	3	3	4	4	3	3	4	4	2	3		3
		23	4	2	5	4	3	4	5	5	3	4		4
		24	4	4	4	4	4	4	4	4	4	4		4
		25	5	4	5	5	5	5	5	5	5	5		4
Average			3.92	3.76	4.12	3.92	3.92	3.88	4.28	4.16	3.68	3.80		

