

**DR. BABASAHEB AMBEDKAR TECHNOLOGICAL UNIVERSITY,
LONERE - RAIGAD - 402 103
End Semester Examination - December - 2017**

Branch: B.Tech.

Semester: I

Subject: Engineering Graphics [ME104]

Marks: 60

Date: 18 / 12 / 2017

Time: 4 Hrs.

Instructions to the Students

1. Each question carries 12 marks.
2. Attempt any five questions of the following.
3. Illustrate your answers with neat sketches, diagram etc., wherever necessary.
4. If some part or parameter is noticed to be missing, you may appropriately assume it and should mention it clearly.
5. Retain all construction lines.

- Q.1.** a.) Inscribe a regular Pentagon in a circle of diameter 70 mm. (6)
b.) Inscribe a Square in a circle of diameter of 70 mm. (6)

- Q.2** Draw Front View in the Direction of X and Left-Hand Side view of the given object in **Fig. I**
Orthographic Projections. (12)

- Q.3.** Draw the Projections of line "AB", if Point "A" is 20 mm above HP & 30 mm in front of VP, Point "B" is 75 mm above HP & 60 mm in front of VP & distance between Projectors of AB is 60 mm.
Find HT, VT, True Length of line & Angle made with HP. (12)

- Q.4.** Draw the projections of Pentagonal pyramid side of base 25 mm & height of axis 70 mm if its one of the triangular side face is in VP & the base edge containing that face is inclined at 45° to HP such that the apex is away from observer. (12)

(12)

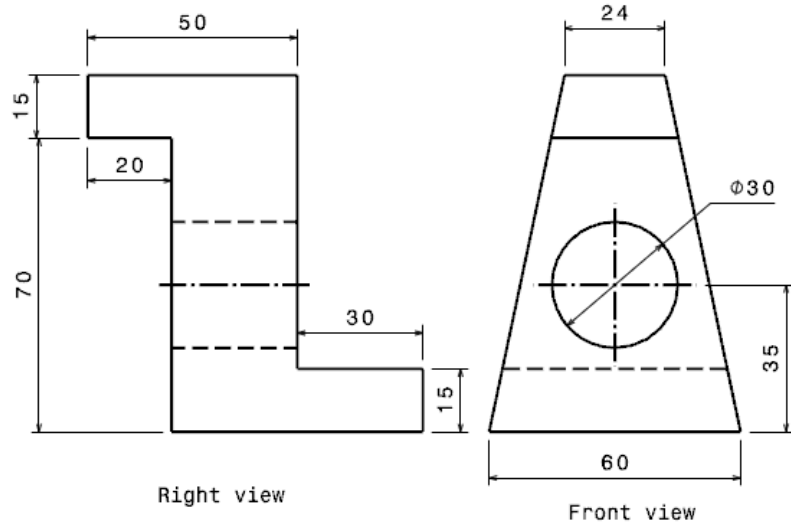


Fig. Isometric Drawing

Fig. II

OR

B) A Hexagonal Pyramid side of base 25 mm & height of Axis 70 mm lying on ground on one of its triangular side face is with axis parallel to VP. Draw the projections if it is cut by the Horizontal Cutting Plane by passing through mid-point its axis. (12)

Q.6. Draw the Development of cone given in the **Fig. III** Development of Cone. **(12)**

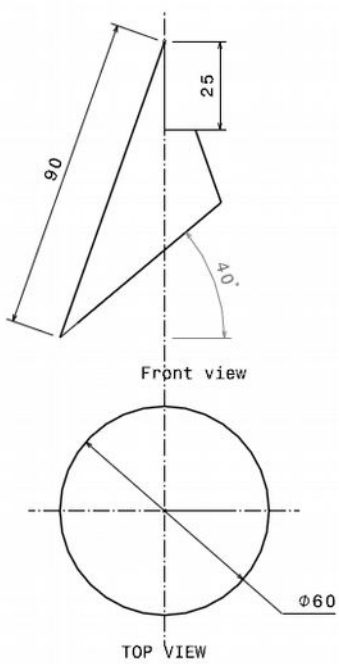


Fig. Development of Cone

Fig. III

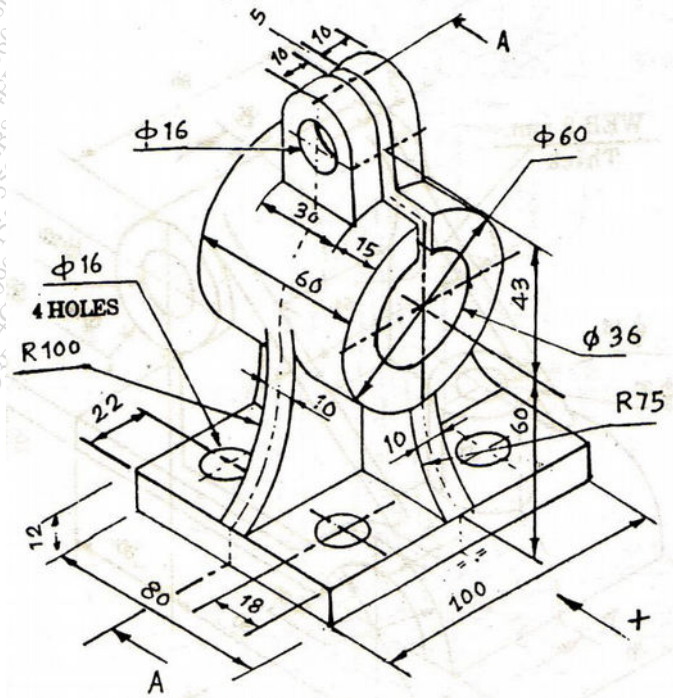


Fig. I Orthographic Projection

----- END OF PAPER -----